

# COOLSPLICE CONNECTORS

## LARGE WIRE

TE Connectivity's (TE) CoolSplice Connector portfolio has been expanded to include connectors suitable for larger wire sizes (12 AWG to 18 AWG/ 4mm<sup>2</sup> to 2.5mm<sup>2</sup>). All CoolSplice connectors allow for push button termination using a common pair of pliers. Both wires are terminated independently for ease of use, and this feature allows for factory pre-termination of one wire and field termination of the second during installation. All CoolSplice connectors offer a gel-filled sealed version of the standard product extending use of CoolSplice into harsh environment applications requiring ingress protection from the elements. A thoughtful design includes a clear body material for visual inspection of the termination and to distinguish between our standard and sealed product. Red, yellow & blue color coded termination buttons take the guess work out of matching wire size to appropriate connector.



### Applications

- **Outdoor Lighting**
  - Roadway Street and Area
  - Signs and Building Façade
  - Architectural
  - Bridge and Tunnel
- **Indoor Lighting Fixtures**
- **Wiring Harness Field Repairs**

### Electrical

- **Current / Voltage Rating:**
  - 12 AWG (4.0mm<sup>2</sup>) wire - 20A Max at 600V
  - 14 AWG (2.5mm<sup>2</sup>) wire - 15A Max at 600V
  - 16 AWG (1.5mm<sup>2</sup>) wire - 15A Max at 600V
  - 18 AWG (0.75mm<sup>2</sup>) wire - 10A Max at 600V
- **Dielectric Withstanding Voltage:** 3400 VAC

### Mechanical

- **Ambient temperature between -40 C and 75 C**
- **Operating temperature between -40 C and 105 C**
- **Suitable for 18 AWG to 12 AWG (0.75mm<sup>2</sup> - 4.0mm<sup>2</sup>) solid and stranded** (see product specifications)
- **IP20, IPX5, IPX7 and IPX8 rating** (2 hours, 1m under water)

### Specifications

- **Product Specification:** [108-133061](#)
- **Application Specification:** [114-133061](#)

### Benefits

- Save installation time and eliminate the need to pre-strip wires with insulation displacement technology (IDC)
- Enable a waterproof solution with an IP rated splice
- Easy factory or field installation using independent left and right side push button termination
- Flexibility in multi-pair termination design with stacking feature

### Product Compliance / Approvals






- IEC 60998-2-3
- UL 486C



### Materials

- **Housing:** Polycarbonate
  - UL 94V-2
  - UL 746C - f1 rated
- **Contact:** Tin plated, copper alloy

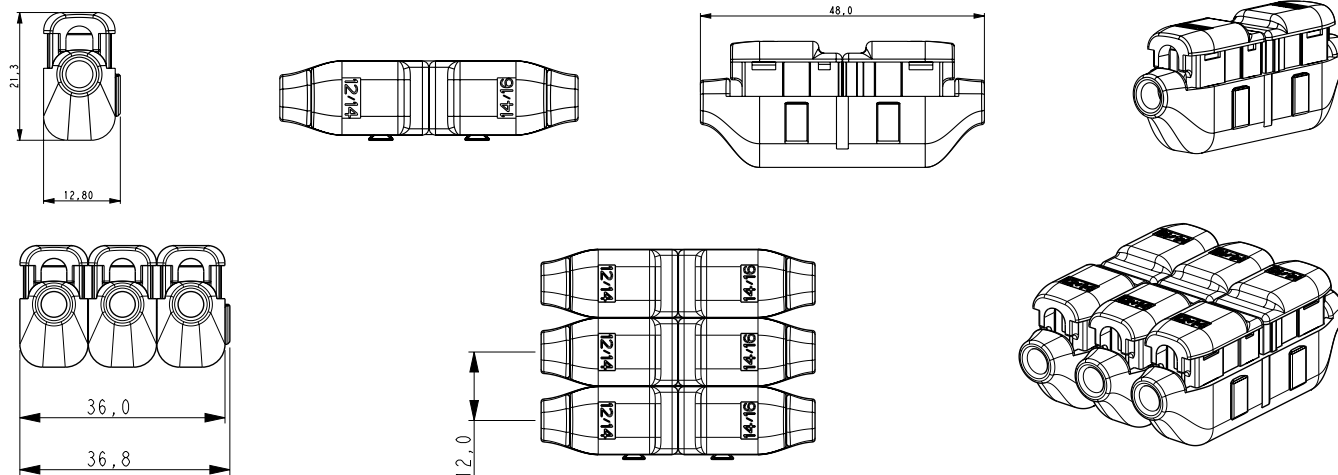
Product Selection Information

Description	Wire Size*	Sealed (Y/N)	Part Number**
 CoolSplice Connector Large Wire	12/14 - 14/16 AWG 4.0/2.5 - 2.5/1.5 mm <sup>2</sup>	Y	<a href="#">2213600-1</a>
 CoolSplice Connector Large Wire	12/14 - 16/18 AWG 4.0/2.5 - 1.5/0.75 mm <sup>2</sup>	Y	<a href="#">2213600-2</a>
 CoolSplice Connector Large Wire	14/16 - 16/18 AWG 2.5/1.5 - 1.5/0.75 mm <sup>2</sup>	Y	<a href="#">2213600-3</a>
 CoolSplice Connector Large Wire	12/14 - 12/14 AWG 4.0/2.5 mm <sup>2</sup>	Y	<a href="#">2213600-7</a>
 CoolSplice Connector Large Wire	16/18 - 16/18 AWG	Y	<a href="#">2213600-8</a>

\*Wire sizes corresponding to IEC60998-1

\*\*Standard parts available on request (without gel)

Dimensions



te.com

© 2018 TE Connectivity. All Rights Reserved. CoolSplice, TE, TE Connectivity, and the TE connectivity (logo) are trademarks of the TE Connectivity. Other logos, product and company names mentioned herein may be trademarks of their respective owners.

While TE has made every reasonable effort to ensure the accuracy of the information in this brochure, TE does not guarantee that it is error-free, nor does TE make any other representation, warranty or guarantee that the information is accurate, correct, reliable or current. TE reserves the right to make any adjustments to the information contained herein at any time without notice. TE expressly disclaims all implied warranties regarding the information contained herein, including, but not limited to, any implied warranties of merchantability or fitness for a particular purpose. The dimensions in this catalog are for reference purposes only and are subject to change without notice. Specifications are subject to change without notice. Consult TE for the latest dimensions and design specifications.

1-1773884-7 JN 5/2018

USA: +1 (800) 522-6752  
 Canada: +1 (905) 475-6222  
 Mexico: +52 (0) 55-1106-0800  
 Latin/S. America: +54 (0) 11-4733-2200  
 Germany: +49 (0) 6251-133-1999  
 UK: +44 (0) 800-267666  
 France: +33 (0) 1-3420-8686  
 The Netherlands: +31 (0) 73-6246-999  
 China: +86 (0) 400-820-6015